

THE TOLMIE TROJAN

7245-32ND AVE. NE (360) 491.7907

AFTER HOURS PH: (360) 456-4995

OFFICE HOURS:

MON.-THUR. 12 NOON—2PM & FRIDAY BY APPT. ONLY

VOL.14

NOVEMBER 2019



LETTER FROM AD-WEST

Dear Resident:

With the winter season upon us, precautions for frozen pipes have to be taken. All garden hoses need to be disconnected from the outdoor faucets before the first frost. Otherwise, the faucet is sure to freeze and break. The repair cost for any faucet that does freeze and break, due to the garden hose still being attached, will be your responsibility. Please store all garden hoses in your storage areas and not left on the outside.

In case we have an unusually harsh winter, a second precaution is to leave cupboard doors open under the kitchen and bathroom sinks when you are away. Also, allow indoor faucets to drip a small amount of water during freezing weather. This will prevent pipes from freezing up.

A third precaution is to let the resident manager know if you're going to be away from your apartment, even if it is a day or two. While you are away, leave your heat on at least 60 degrees F. If cold front hits while you are away, the manager will check your apartment to make sure water is running for the indoor faucets. Please keep the manager up to date on when you will be back in your apartment.

The holidays are here.

HOLIDAY OFFICE HOURS



Office will be **CLOSED**

- ◆ **THURSDAY, NOV. 28th & FRIDAY, NOV 29th**

Thanksgiving holiday.

- ◆ **MONDAY, DEC. 23rd—JAN. 2nd**

Christmas Vacation

NEW OFFICE HOURS: STARTS NOV. 1st


MON—THURS. 12 noon—2:00pm

Friday by APPOINTMENT ONLY

For Emergencies call, (360) 456—4995.



Name: _____ Date: _____



Halloween




Across

1. He swallowed the canary.
2. Playground for ghosts.
4. What a spider spins.
5. Frankenstein has one.
6. When ghosts come out to play.
7. Scare.
11. What the pot might call the kettle.
12. October 31st.
14. _____ or treat.
15. Witch transportation.
17. Frightening.
18. The Count.
20. A skeleton is just a bunch of these.
22. Disguise.
24. Lives in the belfry.
25. Incey wincey is one of these.
26. Main ingredient in a popular pie.
27. _____ stories.

Down

1. Where a vampire sleeps.
2. Evil or mischievous creature.
3. He hates garlic.
4. Samantha for example.
8. _____ house.



9. Whoo? Whoo?
10. Mr. O'Lantern.
13. Comes out on full moon nights.
16. Might be full, half, or new.
17. A boney sort of fellow.
19. Fire burn, and _____ bubble.
21. When something makes our skin crawl, it's this.
23. Found in Egypt.





PARKING ISSUES

CONTINUE!!!



Tolmie Cove does not have assigned parking. **Each household licensed driver with a car is entitled to one**

parking space. Unfortunately, in some of our parking areas due to the number of licensed drivers/cars living in that area parking spaces are at a premium.

ALL tenants will have to ask ALL their guests to park outside of your parking area when visiting just to ensure our tenants have parking spaces available.

If your car is not operable or does not have current license tabs, you are not permitted to park it in a parking space.

IF, your vehicle leaks any fluids please remove immediately from Tolmie Cove property until repaired.

We want to take this opportunity to wish each of you a Happy Holiday season. We appreciate the opportunity to work with all of you and look forward to another year of building great relationships. Our wish for you is good health and happiness during this wonderful time of year and in the upcoming New Year. **From Ralph, Glenda & Luis**



GLENDA'S COOKING CORNER

Bakery Style Pumpkin Muffins

1 1/2 c. All-Purpose Flour

1 tsp. Baking Powder

1/2 tsp. Baking Soda

1/2 tsp. Salt

1 tsp. Pumpkin Pie Spice

1—15oz. Can of Pumpkin Puree

1/3 c. Vegetable Oil

2 large Eggs

1 1/4 c. sugar



Directions: Preheat oven to 350 degrees. Spray muffin cups with non-stick baking spray or use liners.

Whisk together dry ingredients (except sugar).

Whisk together wet ingredient PLUS sugar til combined and then add dry ingredients.

Divide batter among muffin cups (about 3/4 full)

Bake 30-35 minutes (golden brown or toothpick comes out clean and then cool on cooling rack.



WE'RE ON FACEBOOK!!


Check us out on Facebook! We will be posting updates for our tenants and visitors. We will utilize Facebook to communicate to our tenants on general matters such as power outages, office hour changes. We will NOT ever post or discuss specific tenants' issues or concerns on Facebook. Please do not use the Tolmie Cove Facebook page as your personal page for posting pictures and discussions/posts. Management reserves the right to delete any and all information from Tolmie Cove Facebook page deemed inappropriate.



SIDEWALK DE-ICER AVAILABLE

We will provide ice melt to tenants wishing to sprinkle it on their porches, sidewalks and/or parking space. It is located in the plastic trash container outside of the office. Bring your own container to put ice melt into for your use. Management will continue to put the ice melt down whenever necessary, but it is very difficult to cover a large area such as Tolmie Cove quickly. We appreciate your assistance in keeping everyone safe during the icy conditions.

Name: _____ Date: _____



A Thanksgiving Feast

DIRECTIONS: Find and circle the delicious Thanksgiving food in the grid. Look for the words in all directions including backwards and diagonally. What's your favorite Thanksgiving food?



GREEN BEANS

MAC AND CHEESE

MASHED POTATOES

MINCEMEAT

PEAS

PECAN PIE

PUMPKIN PIE

ROLLS

SQUASH

STUFFING

SWEET POTATOES

TURKEY

YAMS

APPLE PIE

COLLARD GREENS

BISCUITS

CORNBREAD

BRUSSEL SPROUTS


CRANBERRY SAUCE

CASSEROLE

DRESSING

CHESTNUTS

GRAVY





**Marijuana OR Cigarette Use is
NOT permitted on Tolmie Cove
property!**

Smoke-Free Complex. Tenant agrees and acknowledges that the premises to be occupied by Tenant and members or Tenant's household have been designated as a smoke-free living environment. Tenant and members of Tenant's household and Guests of the Tenant shall not smoke anywhere in the unit rented by Tenant, or inside any building located on the property, or in any of the interior common areas. Smoking is not allowed within 25' of any building window, doorway or opening or within 25' of the playground. (Smoking is not allowed on any deck or patio adjacent to the apartment's.) Until marijuana is legalized by FEDERAL laws, the use of marijuana is NOT permitted at Tolmie Cove as a federally subsidized property, we must adhere to the federal regulations prohibiting the use of marijuana.

**DO NOT DISPOSE OF CIGARETTE
BUTTS ON TOLMIE
COVE PROPERTY!**



**Holiday Activities around
Town!**

Dec. 2nd, Monday, 6:30pm — Lacey Parade of Lights & Christmas Tree Lighting at Huntamer Park at Woodland Square

Dec. 6th, Friday, 6:30pm — Signing Santa
Chambers Prairie Elementary

Dec. 14th, Saturday, 9:00 –10:30am— Breakfast with Santa at Lacey Community Center

Jan. 1st, Wednesday, 12 noon, Polar Bear Plunge



PROTECT YOUR PIPES

When the temperature drops please remember to open the cupboard doors under the sinks to allow the warm air to circulate around your plumbing pipes. If you notice water or a broken outdoor pipe please notify management immediately. After hours please Call (360) 456-4995.



ALL MAINTENANCE REQUEST MUST BE IN WRITING


ALL repair requests must be in writing. Please do not report maintenance issues verbally without completing a work order request in writing. Always include your phone number and indicate whether you want to be present or not. A signature and date are also required. We must have the written work request in order to track our maintenance labor hours, maintenance repair costs, and each unit's maintenance tracking. All supplies must be accounted for using the work request.

Report any and all maintenance issues immediately to avoid additional damages that may result from neglecting what may otherwise be considered "normal wear and tear". Work order requests can be found in the box outside of the office. **48 Hour notices may not always be issued for repair request, IF maintenance knocks on your door to do repairs PLEASE allow him to perform the work OR schedule an appointment with him when it would be more convenient.** Thank you for helping us help you!


Name: _____ Date: _____

Christmas Vocabulary


DIRECTIONS: Fill in the puzzle grid with the name of each Christmas item following the number and direction indicated. Use the word bank if you get stuck.




1→




4→




5→




6→




8→




16→




10→




18→




12→




19→




2↓




14→




7↓




3↓




11↓



13↓



9↓



15→

1 2 3 4 5 6 7 8 9 10 11 12 13 14 15 16 17 18 19	1 2 3 4 5 6 7 8 9 10 11 12 13 14 15 16 17 18 19
---	---

BELL CANDLE CANDY CANE FIRE HAT HOLLY MITTENS ORNAMENT PRESENT REINDEER	SANTA CLAUS SCARF SKATE SLEIGH SNOWFLAKE SNOWMAN STOCKING SWEATER TREE WREATH
--	--

Holiday Reminders!

Reduce the risk of fire! Keep your real tree watered!

1. We **do not** allow Christmas lights to be attached to the exterior of the buildings. You may attach appropriate lights to the inside of our windows, if you wish.
2. **Do NOT** use nails to attach anything to your front door. Over the door hangers or suction cups may be used as an alternative.
3. Flatten boxes before putting them in the dumpsters.
4. YOU are responsible for disposing of your Christmas tree by removing it off the property to an approved tree disposal site.

Community Room Reservations Available!!

PLAN AHEAD NOW FOR HOLIDAYS!!!!

Office closed during Christmas week so make reservations early!

Our beautiful Community Room is available for use by all tenants. A small refundable cleaning deposit of \$25.00 is required at the time of the reservation. If you are interested in using the Community Room please check the availability calendar posted in the Community Room next to the Office door.

Contact Glenda to schedule your next event.

**ALL
ARE
WELCOME**

PROTECT THE ENVIROMENT & OUR HEALTH!



Please do not leave your car running unattended! Idling cars are not permitted at Tolmie Cove.

Although it is tempting to start the engine and allow the car to “warm up” before leaving, it is unsafe and not permitted.

The Environmental Protection Agency lines up with those who say warming up your car is not only not helpful but is wasteful.

Both the EPA and Energy.gov say a car should not idle for more than 30 seconds at a time. Not only is it more environmentally friendly, but also cost-effective. Idling for 30 seconds actually uses more fuel than restarting the car. "Your engine will *warm up* the oil much faster when *driving* at full speed — not to mention idling wastes gas." www.accuweather.com, 2016)

WINTER STORM OR DISASTER PREPARATION



Our winter weather has already begun! Are you as prepared as you should be? We will providing you a few tips to help you stay safe and warm during a disaster.

BEFORE PREPARATION: *Start thinking about what may be coming* in the next few weeks or months. **Research the weather patterns** that may be up-coming in our area. **Develop a plan specific for each type of emergency** such as fire, earthquake, tornado/windstorm, flood, etc. Then **start pulling your emergency supplies together**. Thurston County recommends that each household member have enough supplies to sustain themselves for up to 2 weeks as part of their emergency kits. Remember utilities and services may

be unavailable during the storm so anything you can do ahead will be to your benefit when you need it most. It is recommended to keep your vehicle's fuel tank at least half full in case you need to leave.

Have an updated list of phone numbers available of family and friends you may need to touch base with during or after the disaster. **Plan and practice an escape plan**. It is always wise to be prepared ahead of time, as we all know, when an emergency or disaster happens panic usually sets in quickly. **Be prepared to help others**, particularly the elderly and/or disabled individuals. Thurston County has lots of tools available to assist with disaster preparedness. Sign up for the County's Alert & Notification System to receive notices of severe weather, flooding or other types of notifications. Visit their website at <http://www.co.thurston.wa.us/em/>

Items to include in your **"Grab and Go kits"** are: Essential Items (Include only food items that you will eat)

A large empty backpack or other container, whistle, Solar Blanket, Rain Poncho, Small Flashlight & Batteries (store batteries separately from flashlight), Protein food bars, Granola bars, Peanut Butter Crackers or Cheese & Crackers, Fruit Rollups or small boxes of Raisins, 3 bottles of water (recommendation is 1 Gallon of water/per person/per day (64 oz is for drinking & 64 oz is for other uses). This is not always practical when storing, so purchasing purification tablets from the camping section of the store will allow you to use the bottles that you have and make clean enough to drink), Emergency Phone Numbers, Emergency Medications 3-day supply and an Emergency Plan.

Other items that may be helpful may be: Cash, Copy of Driver's License or other identification paperwork, Bandana or small towel, Pair work gloves, Pair latex gloves, Surgical Mask or N95 Mask (filters more germs), Pair Goggles, Small Radio with Batteries, Matches, Small bottle Hand Sanitizer or small package of handi-wipes, Deck of cards/or small game, Travel toothbrush & toothpaste, clean underwear & socks, Toilet paper & or Kleenex pack, Book, Tweezers, Scissors, Needle, Safety pins, Thread, Small First Aid Kit, Manual can opener, Corded Telephone (landline)

DURING STORM: **Act Quickly.** If there is **standing water, do not walk or drive through it**. There could be sewage, downed power lines, or open holes beneath the water you are unable to see. Cars can be carried away in as little as two feet of water. If there are **high winds, stay indoors** to avoid being injured from flying or falling debris or tree branches. It is also wise to **avoid being near windows** that may shatter if flying debris hits it. If an **evacuation is ordered, leave immediately**. Notify family and friends of your safety and where you may be going during the evacuation.

AFTER THE STORM: **Stay safe** and **keep your routine as normal** as possible. If an evacuation has been ordered, wait for the "all clear" from local officials before returning home. Be sure it is safe to proceed with your damage assessment. Be safe rather than sorry, **use proper protective equipment** such as gloves, dust mask, sturdy shoes, protective eye glasses, or hard hat when cleaning up debris.

Medium Jigsaw Sudokus from Puzzles to Print

Set 1

		4		3		2	
5	8			2	4	6	
	2	7			8		1
4	1						
						7	8
8		3			2	1	
	3	5	1			8	2
	4		7		5		

3		6		8	5	1	4
1		5		3			
6						4	3
2	3						
						3	1
8	6						7
			3		7		8
7	8	4	6		3		5

2	4			3	5		7
	7			2		4	8
7							
5	8		2	7			
			5	4		3	6
							2
3	6		4			8	
8		2	3			7	4

3	6					5	8
2			7	4			1
		8			3		
	5		1	3		8	
	1		3	8		2	
		2			4		
8			5	2			6
1	2					7	3